

How does **VOTER TURNOUT** fluctuate in Municipal,
Midterm and **PRESIDENTIAL ELECTIONS** in Texas'
LARGEST County?

*Based on Analysis of Harris County (TX) Official Voting Records for
2012, 2014, 2015, 2016, 2018 and 2019 November Elections

WHAT WAS THE *ESTIMATED VOTER TURNOUT BY AGE GROUP* AND *SURNAME* IN THE MOST RECENT *HARRIS COUNTY (TX)* MUNICIPAL, MIDTERM AND PRESIDENTIAL ELECTIONS?

I. About the Charts.....	Page 3
II. What Was The Voter Turnout By Age Group In In Most Recent Harris County (Tx) Municipal, Midterm and Presidential Elections?.....	Page 4
III. What Was The Estimated Voter Turnout For Spanish Surnames In The Most Recent Harris County (Tx) Municipal, Midterm and Presidential Elections?.....	Page 5
IV. What Was The Estimated Turnout For Asian Surname Voters In Most Recent Harris County (Tx) In Municipal, Midterm and Presidential Election?.....	Page 6
V. What Was The Estimated Turnout For Non-Spanish And Non-Asian Surname Voters In Most Recent Harris County (TX) Municipal, Midterm and Presidential Election?.....	Page 7
VI. ABOUT THE AUTHOR.....	Page 8

About the Charts

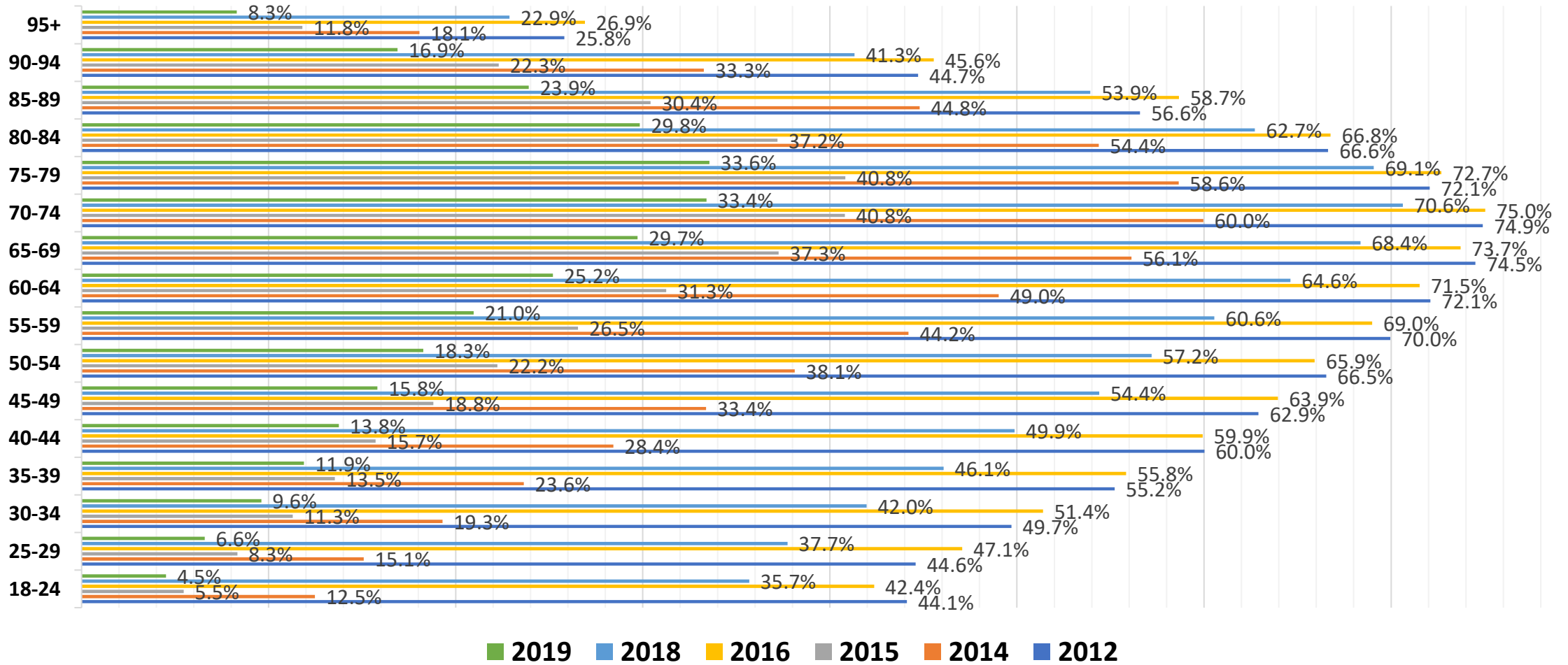
The charts in this brief presentation are based on an analysis of raw Harris County (TX) official voter registration and voting records for the 2012, 2014, 2015, 2016, 2018 and 2019 November Elections.

The charts are offered to help expand understanding of the citizenry's voting habits and provide context to voter participation. The charts are NOT based on surveys nor exist polls. For this reason, the margin of error is negligible.

There are many narratives about voter participation. The most common narratives look to assign blame for voters not participating in numbers deemed acceptable by some. The objective of this effort is to, at minimum, show how voter participation fluctuates in municipal, midterm and presidential elections.

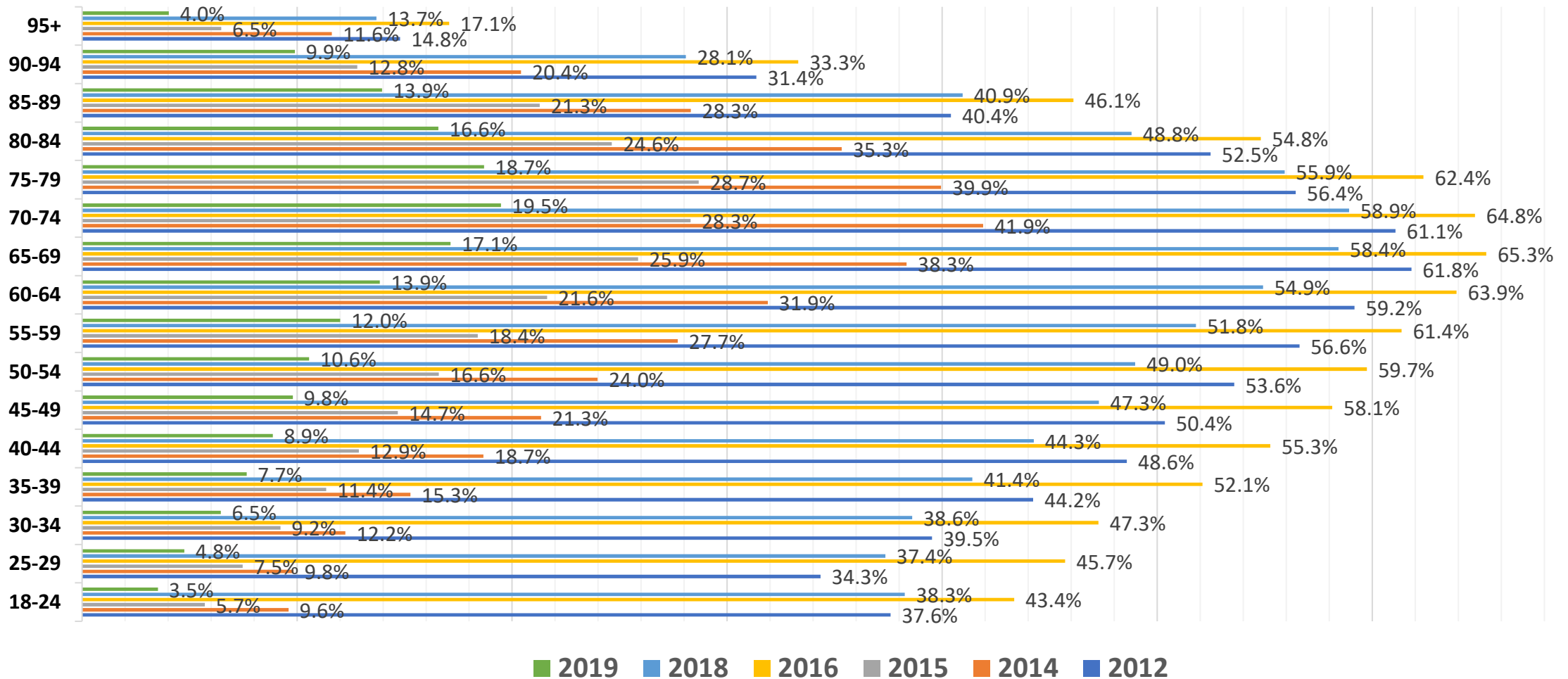
Using unfiltered, unbiased, concrete data may be the key to a better understanding of the electorate, enhancing voter engagement efforts and increasing voter turnout.

WHAT WAS THE VOTER TURNOUT BY AGE GROUP IN MOST RECENT HARRIS COUNTY (TX) MUNICIPAL, MIDTERM AND PRESIDENTIAL ELECTIONS?



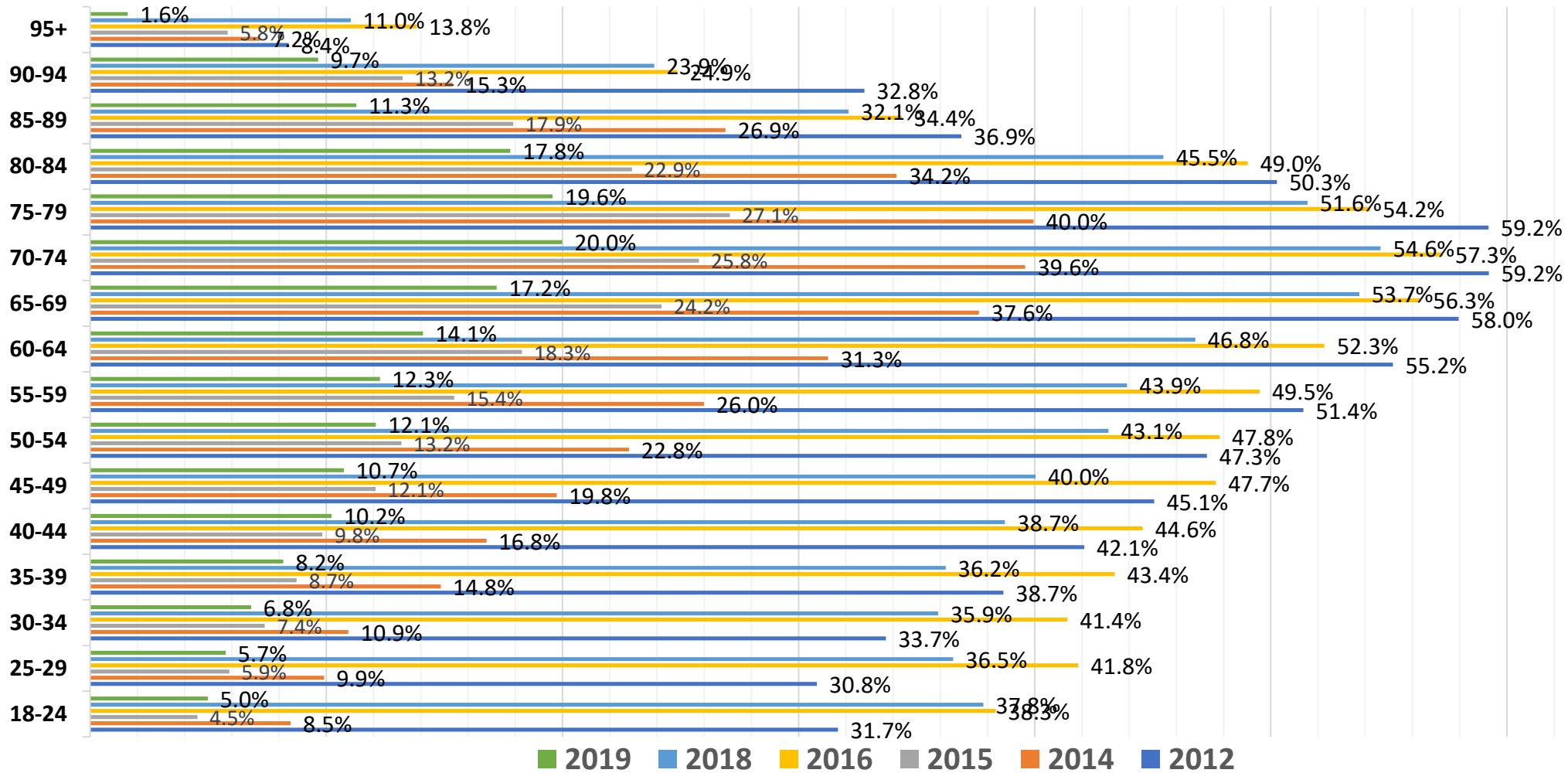
*Based on analysis of Harris County (TX) Official Voting Records for the 2012, 2014, 2015, 2016, 2018 and 2019 November Elections.

WHAT WAS THE ESTIMATED VOTER TURNOUT FOR SPANISH SURNAMES IN THE MOST RECENT HARRIS COUNTY (TX) MUNICIPAL, MIDTERM AND PRESIDENTIAL ELECTIONS?



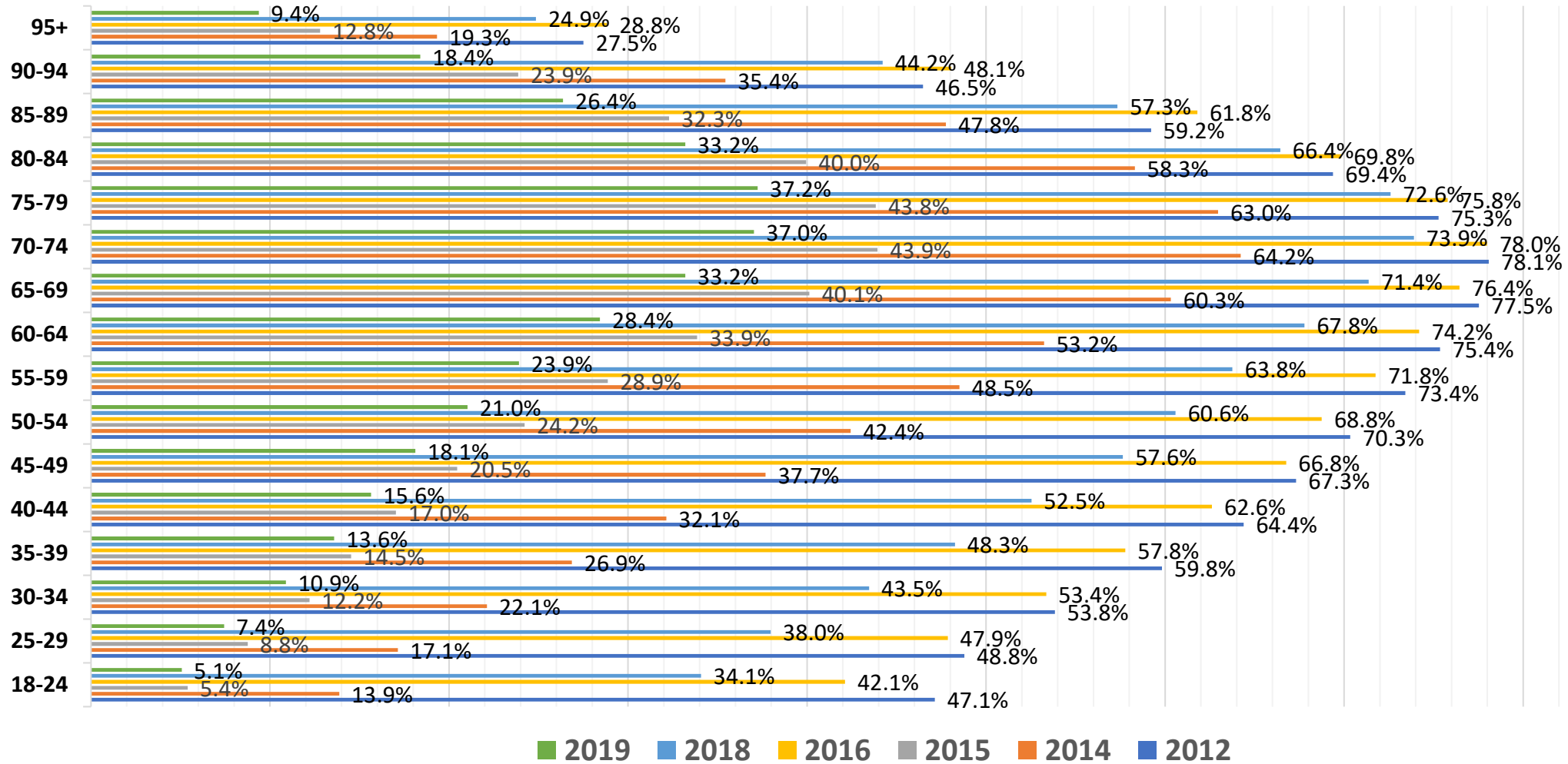
*Based on analysis of Harris County (TX) Official Voting Records for the 2012, 2014, 2015, 2016, 2018 and 2019 November Elections.

WHAT WAS THE ESTIMATED TURNOUT FOR ASIAN SURNAME VOTERS IN MOST RECENT HARRIS COUNTY (TX) IN MUNICIPAL, MIDTERM AND PRESIDENTIAL ELECTION?



*Based on analysis of Harris County (TX) Official Voting Records for the 2012, 2014, 2015, 2016, 2018 and 2019 November Elections.

WHAT WAS THE ESTIMATED TURNOUT FOR NON-SPANISH AND NON-ASIAN SURNAME VOTERS IN MOST RECENT HARRIS COUNTY (TX) MUNICIPAL, MIDTERM AND PRESIDENTIAL ELECTION?



*Based on analysis of Harris County (TX) Official Voting Records for the 2012, 2014, 2015, 2016, 2018 and 2019 November Elections.

ABOUT THE AUTHOR:

Hector de Leon is a Senior Election Official and Public Information Officer for the Harris County Clerk's Office. In this capacity, he oversees responses to Public Information Act Requests, disaggregates election data, and supports the administration of elections. Previously, Hector served as Director of Communications and Voter Outreach (2007-2018). In this role, he led Harris County's effort to provide minorities covered by the Voting Rights Act the information and assistance to access the voting process; he authored reports, including best practice papers that were lauded by prominent state and national professional organizations; and, he distinguished himself by leading the crisis management after a fire destroyed all the County's voting equipment 67 days before Election Day in 2010.

Prior to joining the county, Hector spent 15 years working to increase Latino electoral empowerment via non-profit community organizations. As regional director of the National Association of Latino Elected and Appointment Officials (NALEO) Ed. Fund, 1993 to 2004, Hector worked with Community Based Organizations to help thousands of Legal Permanent Residents obtain US citizenship and incorporate them into the electoral process. In 1995, in partnership with UNIVISION Communications Inc. in Houston, Hector initiated NALEO's annual effort to mobilize Latino voters, establishing the organization as the preeminent non-profit, non-partisan civic engagement entity in Texas. Hector served as assistant director and director of a political action committee named Latinos Unidos from 1990 to 1994. He organized weekly community meetings, coordinated voter registration initiatives, including block-walks. Hector revitalized the effort to register new citizens to vote at U.S. Naturalization Ceremonies.

Hector's work may be found at www.hectordeleon.com which he established with the intent of creating a Latino Think Tank. His work has been cited by media and scholars and has resulted in his participation in various panel discussions on Civic Engagement.