

Asian-surname

Voter Turnout Estimates

2012, 2016, 2020 Harris County (TX) Presidential Elections

This is a product of the HECTORDELOEN PERSPECTIVE

FOR INQUIRIES: hectordeleon@hectordeleon.com

Methodology

The raw official Harris County Voter Registration Roll and Harris County Voter Roster files for the 2012, 2016 and 2020 November Elections and an Asian-surname were uploaded to Microsoft Access. Queries were designed and performed to extract the total number of Asian-surnamed registered voters, mail voters, early voter and election day voters by gender. Then, data tables were created for each election year.

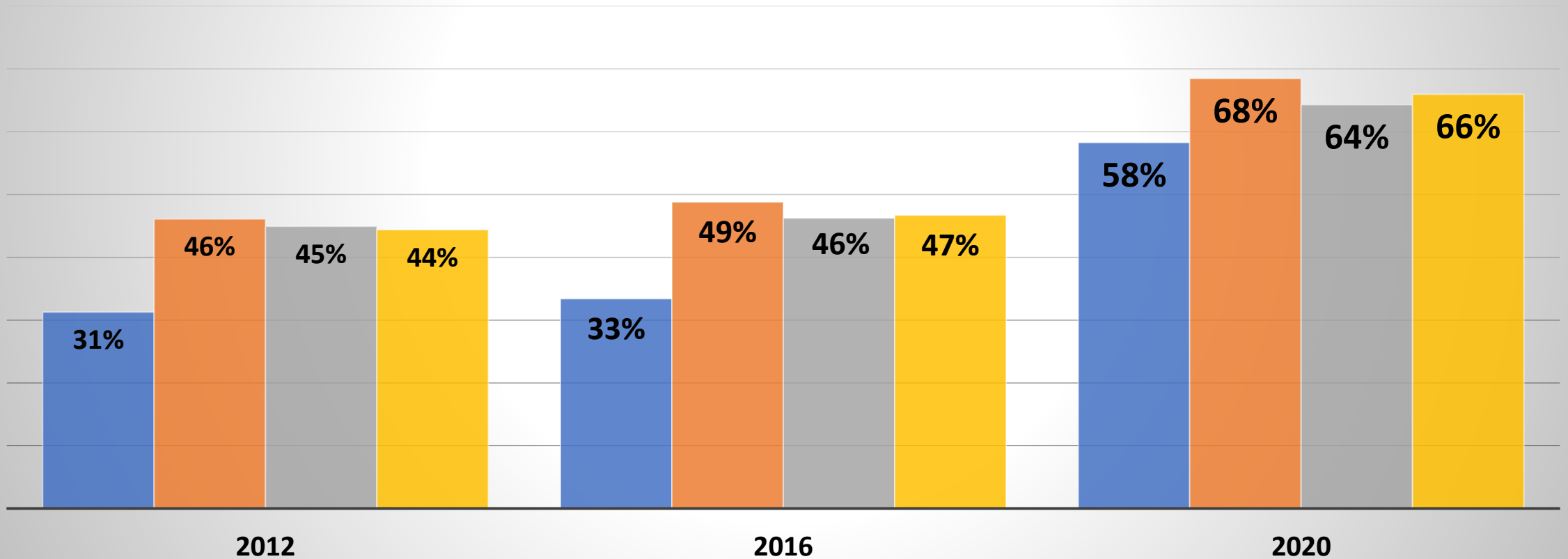
The word “estimate” is utilized because surname voter analysis is not a perfect science. That is, the accuracy and exactness of the analysis is depended on the completeness of the surname list. Still, the margin of error is negligible in comparison to other methods. The presentation includes three charts: The first provides the voter turnout by gender; The second and third provide the Voting Option Asian-surname voters chose to cast a ballot in the 2012, 2016, and 2020 Harris County (TX) Presidential Elections.

NOTE: All raw election files utilized for this analysis are subject to public inspection. That is, the public can obtain the files in raw form from the election office.

Asian Surname Voter Turnout Estimates for 2012, 2016, 2020 Harris County (TX) Presidential Elections

*Based on Analysis and Surnamed Queries Of Official Voting Records

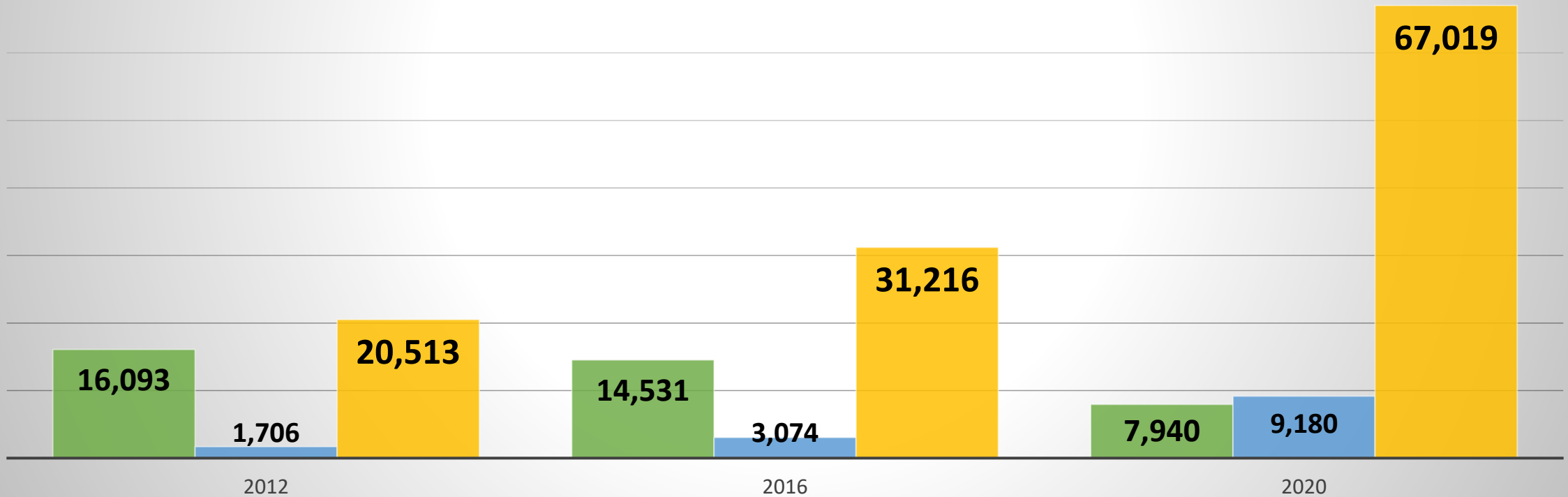
■ no Gender ID ■ Female ■ Male ■ Overall Turnout



What Voting Option did Asian-surname Voters Choose to Cast a Ballot in the 2012, 2016, and 2020 Harris County (TX) Presidential Election?

*Based on Analysis and Surnamed Queries of Official Voting Records

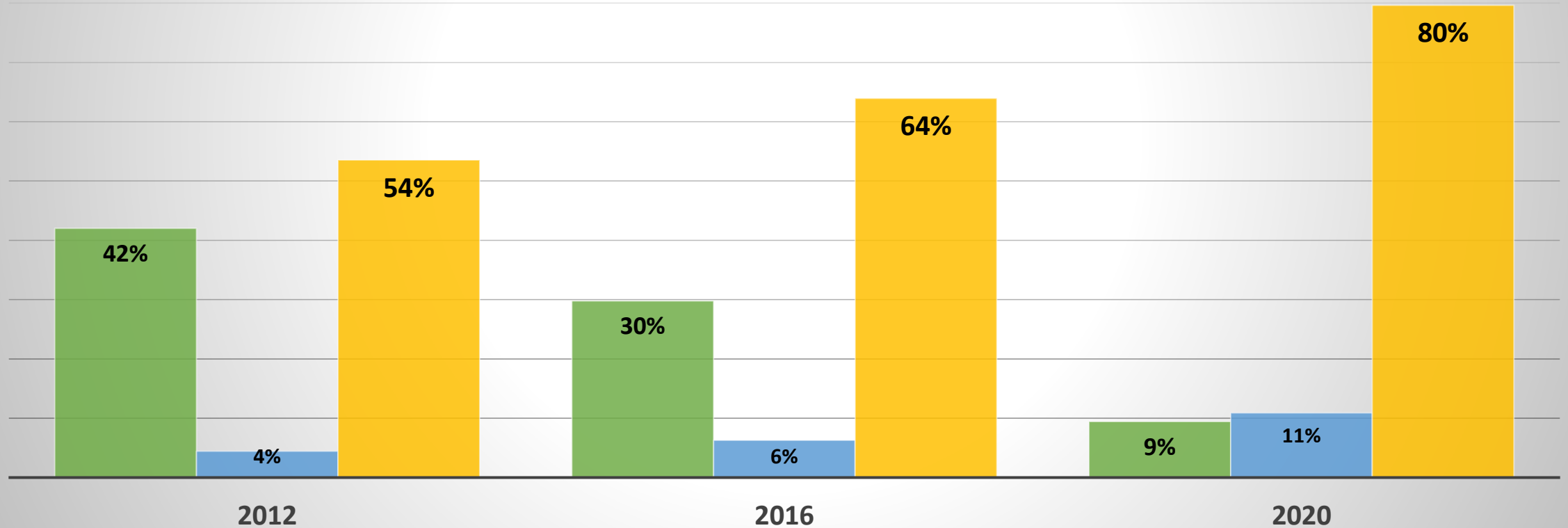
■ Election Day ■ Mail Ballot ■ EVPA



What Voting Option did Asian-surname Voters Choose to Cast a Ballot in the 2012, 2016, and 2020 Harris County (TX) Presidential Election?

*Based on Analysis and Surnamed Queries of Official Voting Records

■ Election Day ■ Mail Ballot ■ EVPA



MAJOR Findings

- The Asian-surname voter turnout in the Harris County, Texas 2020 Presidential Election was 66%. That is a significant increase compared to the 47% turnout in 2016 and 44% in 2012.
- Approximately, 84,139 Asian surname voters cast ballots in the 2020 election, compared to 48,821 in 2016, and 38,312 in 2012.